



INTERIOR CEILING SURFACE

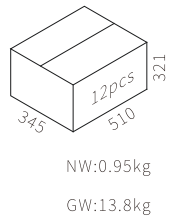
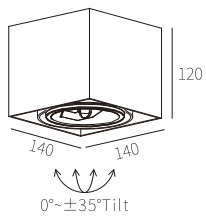


### C4A0016

MAX.100W  
GU53  
AC 220~240V 50/60Hz



QR-LP111(PHILIPS) ADJUSTABLE

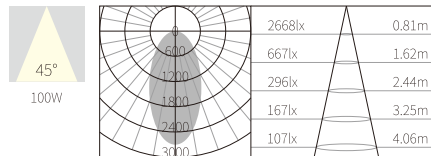
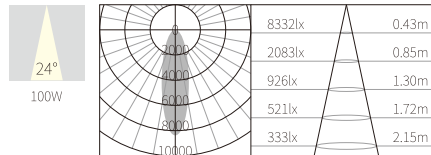
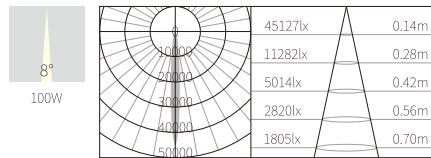


NW:0.95kg  
GW:13.8kg



#### FINISH

- AW
- AS
- OJ



### ACCESSORIES

### REQUIREMENTS

QR-LP111  
(PHILIPS)



### REQUIREMENTS